

Site C Clean Energy Project

Temporary Upstream Fish Passage Facility Operations Report

Reporting Period: June 1 to 30, 2023

Prepared by BC Hydro

July 12, 2023

Introduction

BC Hydro diverted the Peace River through two diversion tunnels on the left bank of the dam site during the fall of 2020. River diversion represented the first activity in the construction of the Site C Clean Energy Project (the Project) to affect upstream fish movement in the Peace River (EIS, Volume 2, Appendix Q¹). As such, the temporary upstream fish passage facility (hereafter temporary facility) was operated to pass fish upstream and allow them to fulfill portions of their lifecycles upstream of the Project.

Note that the temporary facility will operate during the river diversion phase of construction (2020 to 2023) on the left bank of the Peace River at the outlet of the diversion tunnels. BC Hydro intends to operate the temporary facility from April 1 to October 31 each year based on the timing of fish movements in the Peace River and to avoid damaging mechanical equipment during cold weather conditions from November to March. Following the closure of the diversion tunnels and reservoir filling in the fall of 2023, the permanent upstream fish passage facility (hereafter permanent facility) will be operated at the outlet of the generating station to provide fish passage during the operation phase of the Project.

Structure of the report

This report summarizes the data and information presented in weekly reports prepared by the facility operator, as described in the Manual of Operational Parameters and Procedures (OPP), and covers the full extent of operations in June 2023.

This report has the following sections:

- Biological operation;
- Environmental conditions;
- Mechanical operation; and
- Adjustments.

Biological operation is defined as the sorting, sampling, tagging, transport and release of fish. Mechanical operation is defined as the operation of the pumps, gates, crowder, lock, sensors, loggers, and other mechanical equipment to ensure the temporary facility achieves the biological objectives described in Section 4.1 of the Fish Passage Management Plan².

Summary

Four thousand one hundred and eighty six fish – 1386 Longnose Sucker, 1161 Largescale Sucker, 817 Mountain Whitefish, 636 White Sucker, 57 Bull Trout, 55 Arctic Grayling, 55 Northern Pikeminnow, 17 Rainbow Trout, and 2 Redside Shiner – were sorted and sampled at the temporary facility, and transported and released into the Peace River upstream of the Project (Table 1, Photos 1 and 2).

Several adjustments to the top of the fishway in [August](#), [September](#) and [October 2021](#) were continued in June 2023 to improve the biological and mechanical operation of the temporary facility.

- Sediment was flushed out of the fish lock and pre-sort holding pool on a weekly basis by slowly releasing flow through Pump 9.
- Continued to operate the finger weir at 5 cm below the water surface to improve trapping efficiency.
- Several adjustments were made to improve the efficiency of fish processing. Changes were made to the physical setup of the sorting area to reduce the risk of injury to fish, improve ergonomics and the ability of the operators to communicate with each other, and allow for both individuals to be involved in the tagging and sampling of fish. Changes were also made to the order in which measurements and

¹ Available at: https://www.ceaa-acee.gc.ca/050/documents_staticpost/63919/85328/Vol2_Appendix_Q.pdf

² Available at: <http://sitecproject.com/sites/default/files/Fish%20Passage%20Management%20Plan.pdf>

samples were collected from fish to streamline the process.

Appendix I provides a high-level summary of operation of the temporary facility during the reporting period.

Appendix II summarizes the total flow diverted from the Peace River to operate the temporary facility during the reporting period.

Biological operation

In total, 4186 fish were sorted in the temporary facility during the reporting period (Table 1; Figure 1). Twenty-eight mortalities were observed during the reporting period (0.6% of all fish sorted in 2023), which is in-line with the anticipated levels of mortality during operations³.

Table 1. Total number of fish sorted, sampled, transported and released during the reporting period.

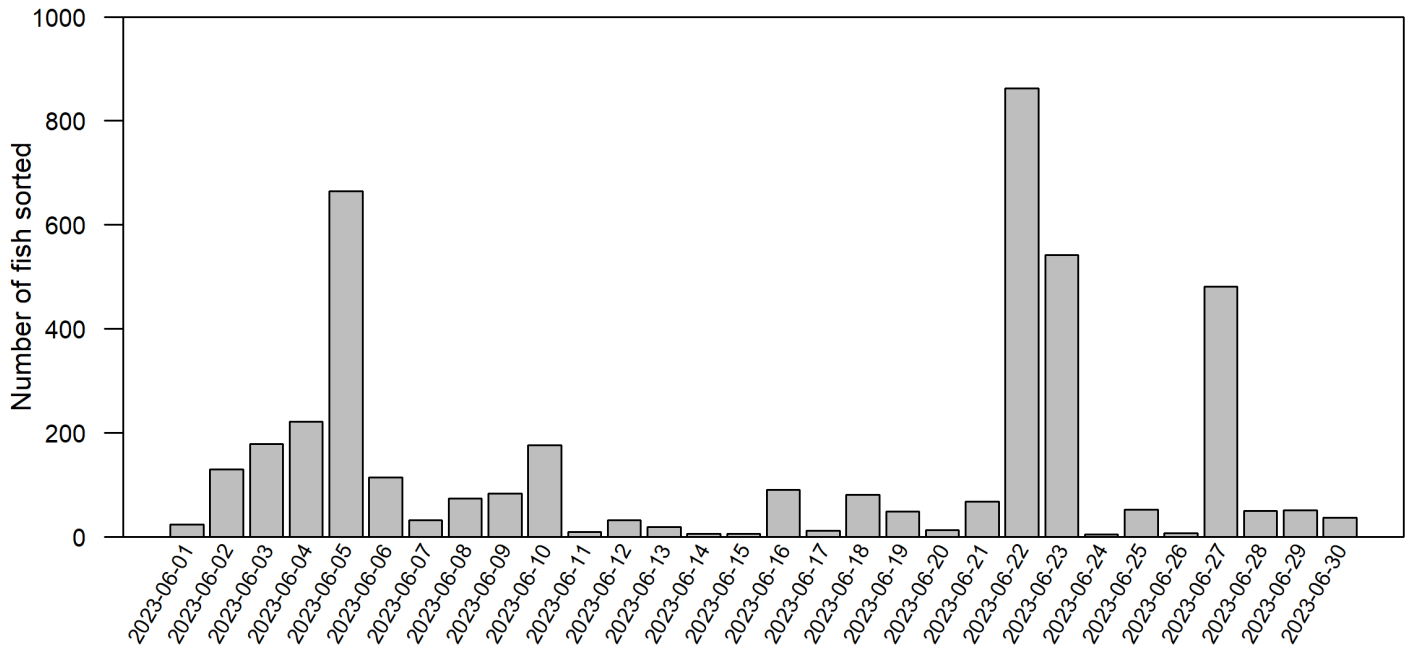
Species	Sorted	Transported and released	PIT tagged	Mortalities	Genetics	Microchemistry or ageing
Arctic Grayling	55	55	48	1	54	55
Brook Stickleback						
Brook Trout						
Bull Trout	57	57	42	2	57	41
Burbot				1		
Finescale Dace						
Flathead Chub						
Goldeye						
Kokanee						
Lake Chub						
Lake Trout						
Lake Whitefish						
Largescale Sucker	1161	1161	351	6	N/A	N/A
Longnose Dace						
Longnose Sucker	1386	1386	346	1	N/A	N/A
Mountain Whitefish	817	817	583	13	N/A	30
Northern Pike						
Northern Pikeminnow	55	55	N/A	1	N/A	N/A
Northern Redbelly Dace						
Peamouth						
Pearl Dace						
Prickly Sculpin						
Pygmy Whitefish						
Rainbow Trout	17	17	16	0	16	16
Redside Shiner	2	2	N/A	0	2	N/A
Slimy Sculpin						
Spoonhead Sculpin						
Spottail Shiner						
Trout-perch						
Walleye						
White Sucker	636	636	182	3	N/A	N/A
Yellow Perch						
Grand total	4186	4186	1568	28	129	142

Not all fish species were PIT tagged or sampled for genetics, microchemistry, or ageing, as described in the OPP.

³ The FAA for Main Civil Works and Facility Operations ([15-HPAC-01160](#)) describes an acceptable level of incidental mortality to be no more than 5% of the total number of fish sorted in the temporary facility on an annual basis.

Between 5 and 863 fish were sorted daily during the reporting period (Figure 1).

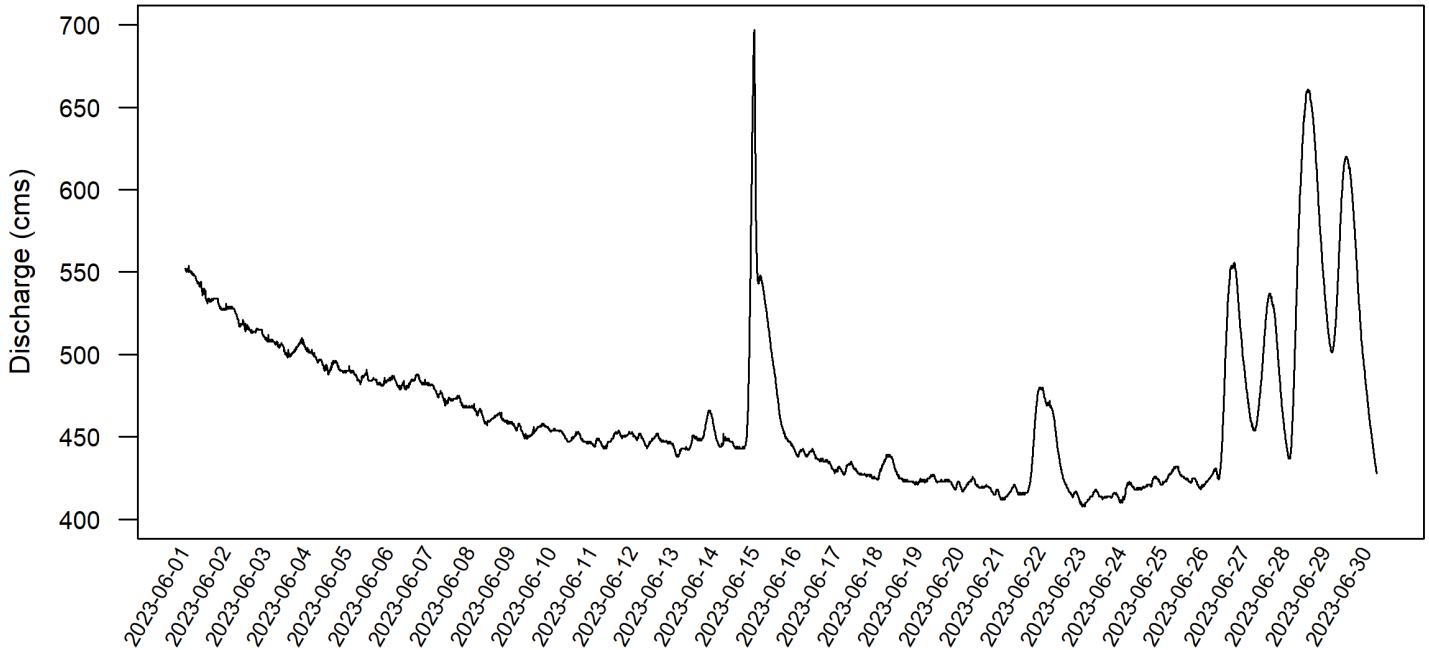
Figure 1. Daily number of fish sorted in the temporary facility during the reporting period.



Environmental conditions

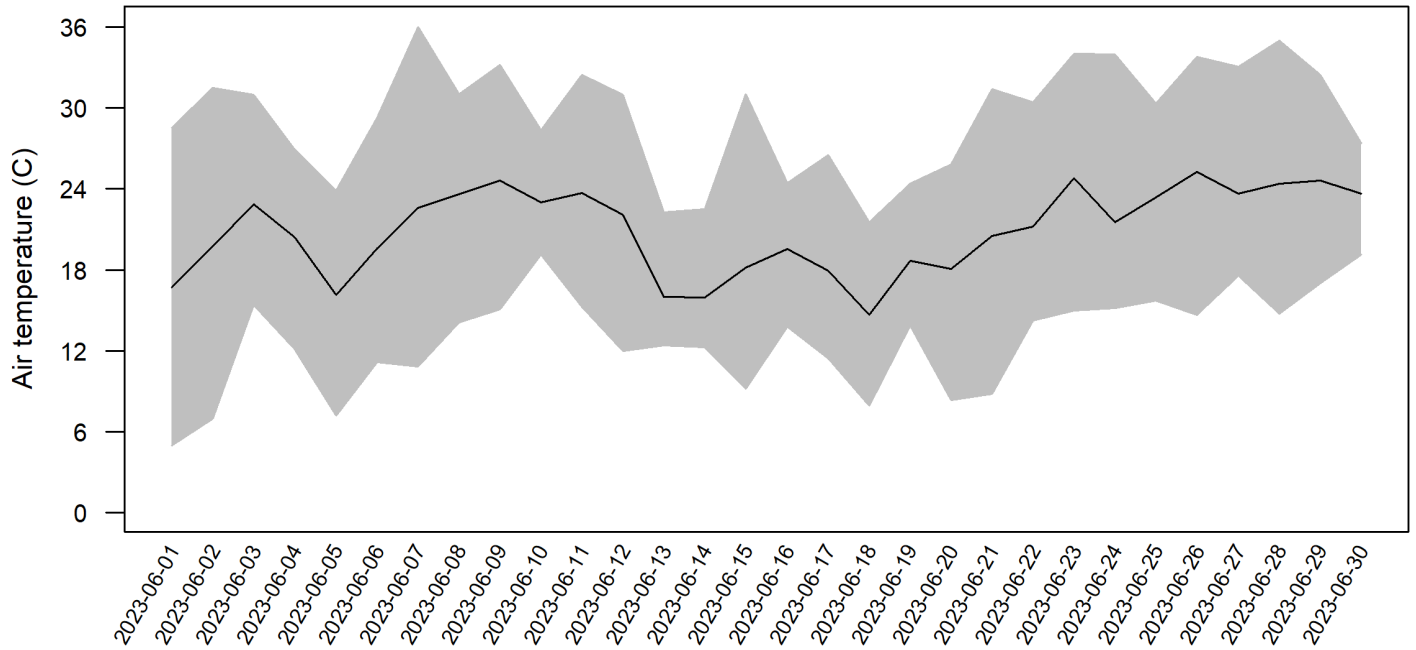
Discharge in the Peace River fluctuated during the reporting period from a low of 408 cms on June 23 to a high of 697 cms on June 15 (Figure 2).

Figure 2. Discharge in the Peace River during the reporting period as measured at the Peace River above Pine River (07FA004) Water Survey of Canada (WSC) hydrometric station. Data were downloaded from the WSC on July 5; the downloaded data were provided at 5-minute intervals and were listed as provisional by the WSC.



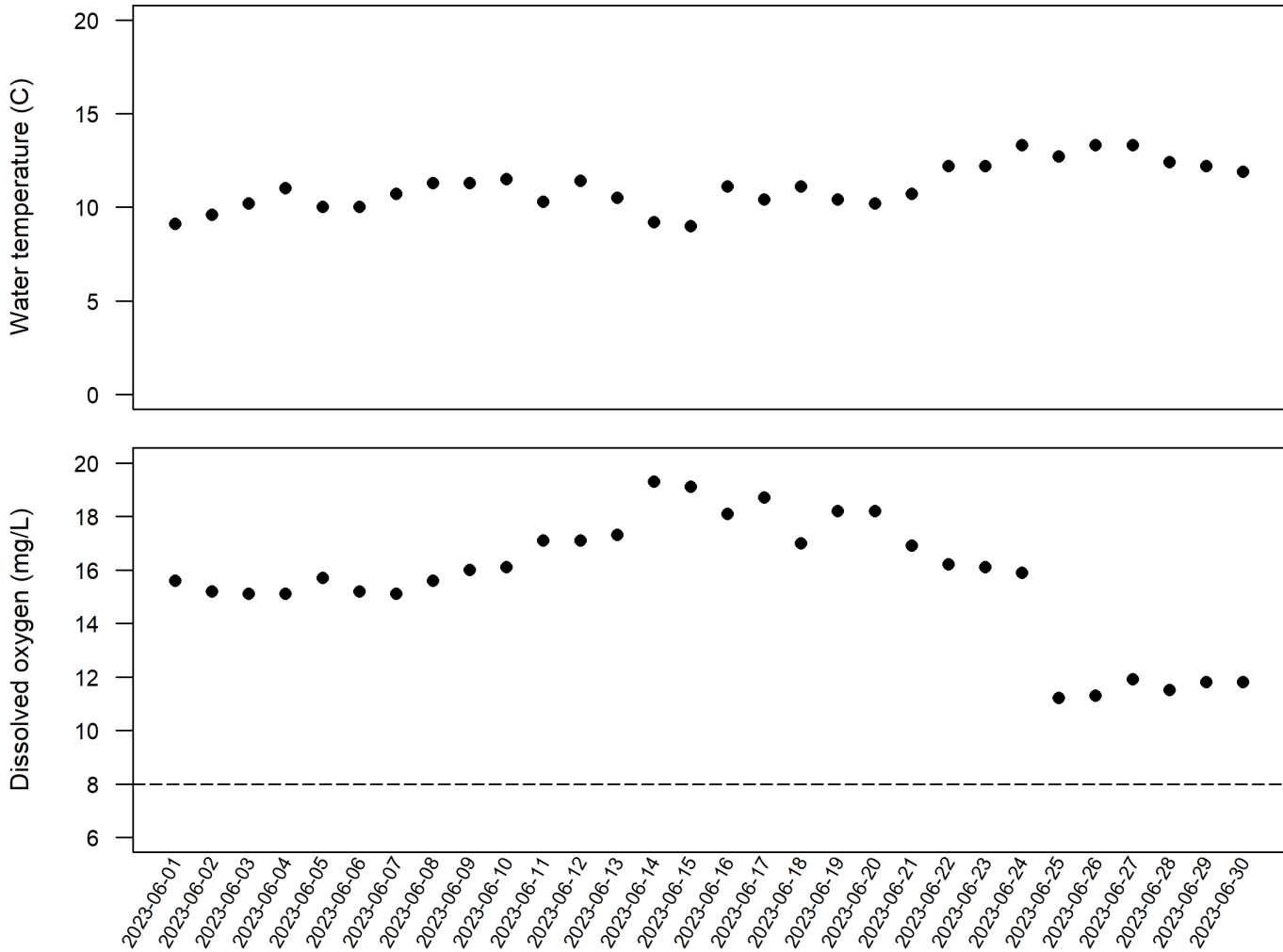
Air temperature fluctuated during the reporting period from a low of 5.0°C on June 1 to a high of 36.0°C on June 7 (Figure 3).

Figure 3. Mean daily air temperature (black line; °C) during the reporting period as measured by a temperature sensor at the temporary facility (TT-602). Shaded area represents the minimum and maximum daily air temperatures.



Water temperature steadily increased during the reporting period (Figure 4). Dissolved oxygen remained above the minimum dissolved oxygen level (8.0 mg/L) described in the design report of the temporary facility.

Figure 4. Daily water temperature (°C) and dissolved oxygen (mg/L) during the reporting period as measured in the pre-sort holding pool of the temporary facility.




Mechanical operation

Operation of the attraction flows and high velocity jet intends to attract fish towards the fishway entrance. Once fish have entered the temporary facility, flows within the fishway intend to provide a flow signal for fish to detect and swim up each pool to the sorting facility.

BC Hydro operated the attraction flows as described in Section 3.2.1.3 of the OPP, whereby conditions were changed every 8 hours during the reporting period (Figure 5). BC Hydro did not operate the high velocity jet during the reporting period as monitoring data from 2022 suggested that the high velocity jet (1) did not improve the ability of fish to approach and enter the facility and (2) interfered with the ability of monitoring equipment to detect tagged fish and determine the biological effectiveness of the facility.

Figure 5. Operation of the attraction flows and high velocity jet during the reporting period.



Fish were crowded daily from the pre-sort holding pool into the fish lock. Operators then proceeded to raise crowded fish to the elevation of the sorting facility. Note that this process is referred to as a “sorting cycle”. Between one and six sorting cycles were conducted each day during the reporting period (Table 2).

Table 2. Daily total number of sorting cycles.

Date	Number of sorting cycles	Start time
2023-06-01	3	08:30, 11:00, 13:00
2023-06-02	1	08:30
2023-06-03	1	08:30
2023-06-04	1	08:30
2023-06-05	1	08:30
2023-06-06	6	08:30, 09:00, 11:00, 11:30, 13:00, 13:30
2023-06-07	6	08:30, 09:00, 11:00, 11:30, 13:00, 13:30
2023-06-08	6	08:30, 09:00, 11:00, 11:30, 13:00, 13:30
2023-06-09	6	08:30, 09:00, 11:00, 11:30, 13:00, 13:30
2023-06-10	6	08:30, 09:00, 11:00, 11:30, 13:00, 13:30
2023-06-11	6	08:30, 09:00, 11:00, 11:30, 13:00, 13:30
2023-06-12	2	08:30, 10:30
2023-06-13	3	07:30, 10:30, 12:00
2023-06-14	3	07:30, 10:30, 12:00
2023-06-15	2	10:00, 13:30
2023-06-16	4	07:30, 08:00, 10:00, 12:00
2023-06-17	5	07:30, 08:00, 10:00, 10:30, 11:30
2023-06-18	5	07:30, 08:00, 10:00, 10:30, 11:30
2023-06-19	6	07:30, 08:00, 10:00, 10:30, 12:00, 12:30
2023-06-20	6	07:30, 08:00, 10:00, 10:30, 12:00, 12:30
2023-06-21	4	07:30, 10:00, 10:30, 12:00
2023-06-22	1	08:00
2023-06-23	1	08:30
2023-06-24	3	08:45, 10:00, 13:00
2023-06-25	3	07:30, 11:00, 13:00
2023-06-26	3	07:45, 10:00, 12:00
2023-06-27	2	07:45, 13:00
2023-06-28	3	07:45, 11:00, 13:00
2023-06-29	2	07:45, 11:00
2023-06-30	3	07:45, 11:00, 11:30

Table 3. Summary of standby or shutdown periods during the reporting period.

Date	Standby or shutdown	Rationale
N/A	N/A	No standby or shutdown periods occurred during the reporting period.

Table 4. Root causes and corrective actions as a result of equipment malfunctions, breakdowns, or damage during the reporting period.

Date	Malfunction, breakdown or damage	Description	Root cause	Corrective action
N/A	N/A	N/A	N/A	N/A

Adjustments

Several adjustments were made during the reporting period to improve the biological and mechanical operation of the temporary facility (Table 5). BC Hydro described the potential for adjustments to the day-to-day biological and mechanical operation of the temporary facility in Section 7 of the Fish Passage Management Plan². In general the temporary facility was operated as planned and described in the OPP.

Table 5. Summary of adjustments made to the biological and mechanical operation of the temporary facility during the reporting period.

Component	Adjustment
Mechanical operation	Sediment was flushed out of the fish lock and pre-sort holding pool on a weekly basis by slowly releasing flow through Pump 9.
	Continued to operate the finger weir at 5 cm below the water surface to improve trapping efficiency.
	High velocity jet was not operated as the monitoring data from 2022 suggested that the high velocity jet (1) did not improve the ability of fish to approach and enter the facility and (2) interfered with the ability of monitoring equipment to detect tagged fish and determine the biological effectiveness of the facility.
	On 'low abundance' days, the operator started to conduct more than three crowds (or sorting cycles; Table 2) per day in an effort to maximize the number of fish being captured.
Biological operation	Several adjustments were made to improve the efficiency of fish processing. Changes were made to the physical setup of the sorting area to reduce the risk of injury to fish, improve ergonomics and the ability of the operators to communicate with each other, and allow for both individuals to be involved in the tagging and sampling of fish. Changes were also made to the order in which measurements and samples were collected from fish to streamline the process.

Photos

Photo 1. Fish holding before being processed by the facility operator (June 5, 2023).



Photo 2. Fifty-seven Bull Trout were processed in the sorting facility during the reporting period (June 6, 2023).



Prepared by

This report was prepared by the following individuals:

Qualified Individual	Expertise
Brent Mossop, MRM, RPBio	Fisheries
Nich Burnett, MSc, RPBio	Fisheries

Appendix I. High-level summary of operation of the temporary facility during the reporting period.


From: Brent Mossop and Nich Burnett, Fish and Aquatic – Site C Clean Energy Project

Reporting Period: June 1 to 30, 2023

Subject: Monthly Update on Upstream Fish Passage



4186 fish passed



9 species sorted at facility



Operated facility for 30 days

Category	Performance	Commentary
Safety		<ul style="list-style-type: none"> Effective interfaces among contractors
Fish Passage ¹		<ul style="list-style-type: none"> Passed 4186 fish
Sorting & Transport		<ul style="list-style-type: none"> Sorted 9 species, including 57 Bull Trout
Fish Mortality		<ul style="list-style-type: none"> Twenty-eight mortalities during reporting period Survival rate > 99% for all fish sorted in 2023
Operation Within Criteria		<ul style="list-style-type: none"> Operated within design criteria
External Communication		<ul style="list-style-type: none"> Toured representatives from 3 Indigenous nations around the temporary facility
Effectiveness Monitoring		<ul style="list-style-type: none"> Monitoring equipment performing well
Learning & Adjustment		<ul style="list-style-type: none"> Conducted more than three sorting cycles per day on 'low abundance' days to maximize the number of fish captured

Meets or Exceeds Expectations	Nearing Expectations	Far Below Expectations
-------------------------------	----------------------	------------------------

¹ Infographic available here: <https://www.sitecproject.com/sites/default/files/fish-passage-facility.pdf>

Target Species



Bull Trout

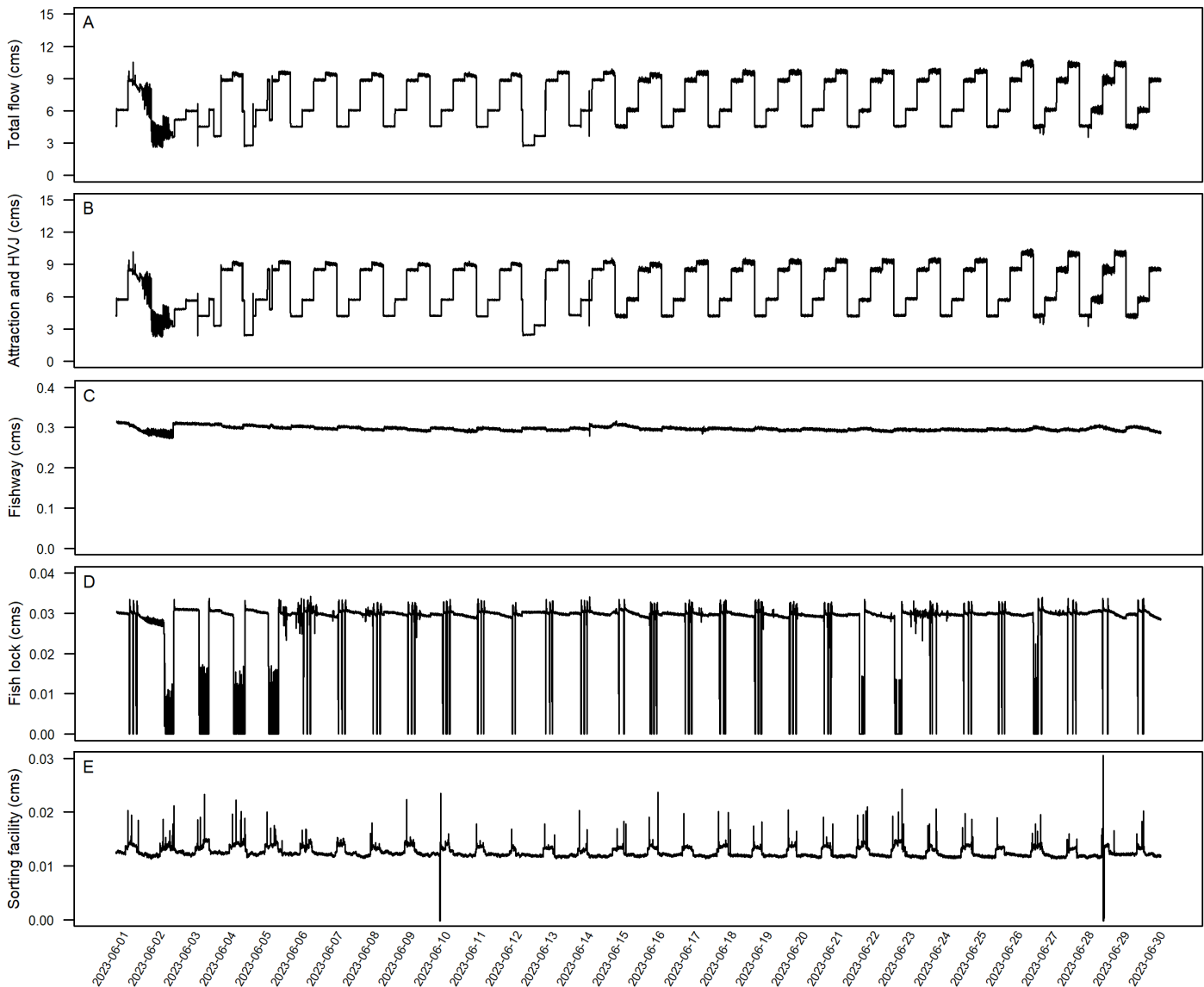


Rainbow Trout



Arctic Grayling

Appendix II. (A) Total flow (cms) diverted from the Peace River to operate the temporary facility during the reporting period. Total flow is a combination of flows used for the attraction flows and high velocity jet (B), fishway (C), fish lock (D), and sorting facility (E), as described in T023 Plan for Measurement of Flow. Under Conditional Water Licence 133987⁴, BC Hydro is authorized to divert up to 15 cms of flow from the Peace River to operate the temporary facility; this authorized quantity was not exceeded during the reporting period (A).



⁴ Available at: <http://siteproject.com/sites/default/files/fish-passage-facility-water-licences-133986-133987.pdf>